

Duo Shower Valve Trim


FEATURES:

- Metal lever handle
- Metal trim plate
- Includes mounting plate and hardware

VALVE OPTIONS:

- CPV-PB: Pressure Balance Valve
Sweat & Thread Connections
- CPV-PB-PXC: Pressure Balance Valve PEX F1807
Crimp Inlet Connections
- CPV-PB-PXE: Pressure Balance Valve PEX F1960
Cold-Expansion Inlet Connections
- CPV-T2: Thermostatic Valve
Sweat & Thread Connections
- CPV-T2-PXC: Thermostatic Valve PEX F1807
Crimp Inlet Connections
- CPV-T2-PXE: Thermostatic Valve PEX F1960
Cold-Expansion Inlet Connections

STOCK FINISH:



PC BN BBZ MB

SLEEVE FINISHES:

To create a mixed metal finish, sleeves sold separately.
MODELS:



A-SVT-PC A-SVT-BN A-SVT-BBZ A-SVT-MB

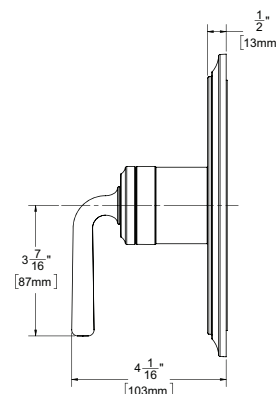
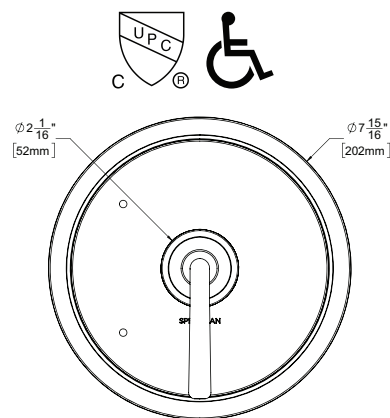
STANDARDS:

- ASME A112.18.1/CSA B125.1
- ADA

WARRANTY:

Visit www.speakman.com for full product warranty information

- Limited Lifetime Warranty (residential)
- 5 Year Limited Warranty (commercial)



Dimensions subject to change without notice.
For ADA mounting locations, consult ADAAG, ANSI A117.1, and local/state regulations.

Architect/Engineer Approval Space:

P: 800-537-2107
F: 800-977-2747
W: WWW.SPEAKMAN.COM
R: 02-APRIL 2025