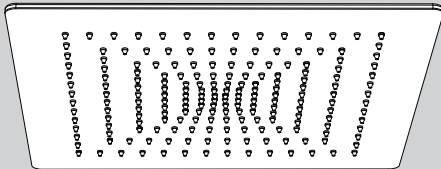


## INSTRUCTIONS FOR MODELS


S-2764-E2  
S-2764-E175



### NEED HELP?

For additional assistance or service please contact:

**SPEAKMAN®**

 800-537-2107

 customerservice@speakman.com

 www.speakman.com

92-S-2764-02

## TOOLS AND SUPPLIES

Thread Seal  
Tape  
(INCLUDED)



Adjustable  
Wrench



### IMPORTANT



Be sure to read instructions thoroughly before beginning installation. Do not overtighten any connections or damage may occur.

**NOTE:** Rain shower heads are intended to be used with a vertical drop shower arm. If used at an angle, the shower head will not produce the correct flow rate for the product.

### SAFETY TIPS

Cover your drain to prevent loss of parts.

### MAINTENANCE

Periodic cleaning using a mild soap and warm water will help keep your Shower Head's appearance in its original condition.

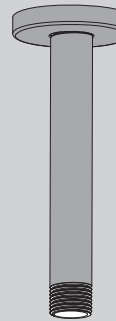
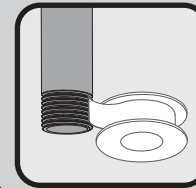
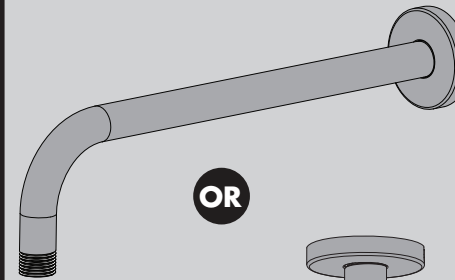
For best results, dry immediately with a soft, clean cloth. **DO NOT USE** harsh and/or abrasive cleaners.

In certain water conditions, mineral deposits may form. To remove these deposits, it is recommended that you soak the shower head in a solution of 2 parts vinegar to 1 part water for one hour. Rinse thoroughly with fresh water. Brush off any remaining mineral deposits from the spray channels.

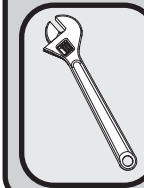
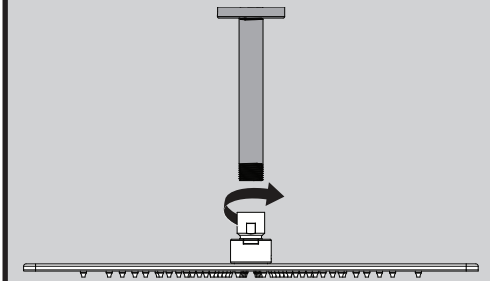
### WARRANTY

Warranty information can be found at:  
www.speakman.com

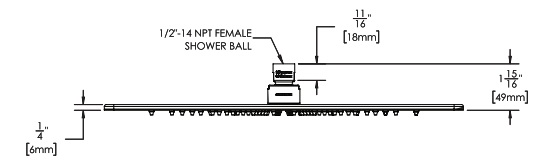
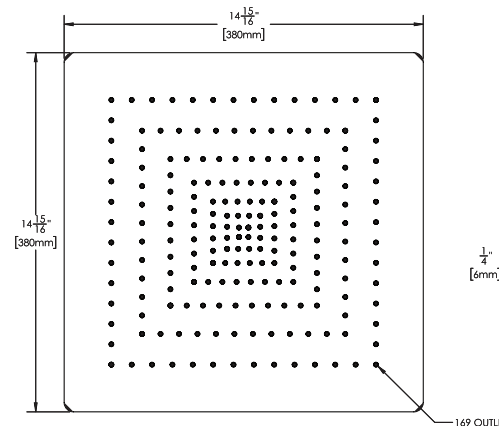
**1** Apply Thread Seal Tape to the outlet side of a vertical drop shower arm.



**2** Thread Shower Head onto shower arm by turning it in a clockwise direction. Tighten with Adjustable Wrench. Turn water supply on and check for leaks.



## ROUGH IN DIMENSIONS



Model: S-2764-E2  
Max. Flow Rate: 2.0 gpm (7.6 L/min)  
Min. Flow Rate: 1.75 gpm (6.6 L/min) @ 45psi  
FOR USE WITH AUTOMATIC COMPENSATING VALVES RATED AT 6.6 L/MIN (1.75 GPM) OR LESS.

DIMENSIONS SUBJECT TO CHANGE WITHOUT NOTICE.

Model: S-2764-E175  
Max. Flow Rate: 1.75 gpm (6.6 L/min)  
Min. Flow Rate: 1.5 gpm (5.7 L/min) @ 45psi  
FOR USE WITH AUTOMATIC COMPENSATING VALVES RATED AT 5.7 L/MIN (1.50 GPM) OR LESS.