

Thermostatic Mixing Valve Kit for SEF products

VALVE FEATURES:

- Includes STW-370, (3) 1/2"x1-1/2" nipple, (2) bushing, (1) elbow, (3) hose, (1) mounting bracket, (2) tee, (1) adapter, and (1) reducing nipple
- 8.0 GPM (30.3 L/min) capacity supports most single eyewash and eye/face wash stations @ 30 PSI differential pressure
- 5.2 GPM (19.7 L/min) cold water bypass in case of hot water failure @ 30 PSI differential pressure
- Automatic spring check stops at inlets with flat filter screens
- Maximum working pressure: 125 PSI
- 1/2" NPT female inlets and 1/2" NPT female outlet connections

TEMPERATURE FEATURES:

- Adjustable set point, factory set to 85 °F
- Valve holds to +/- 3 °F
- Valve holds positive shut-off when cold water supply is lost
- Hot water inlet temperature range: 120 °F to 180 °F
- Cold water inlet temperature range: 40 °F to 70 °F
- Outlet water temperature range: 65 °F to 95 °F
- Minimum temperature differential: 10 °F (cold water supply to valve set point)

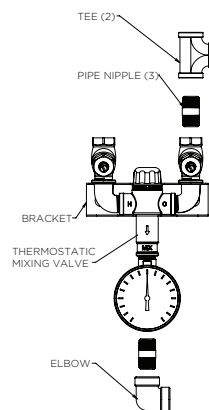

STANDARDS:

- ASSE 1071 certified (STW-370 only)
- CSA B125.3 certified (STW-370 only)
- NSF 372 certified (STW-370 only)
- cUPC certified (STW-370 only)

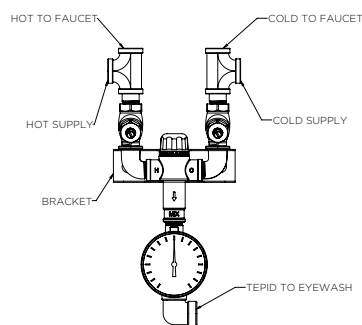
WARRANTY:

Visit www.speakman.com for full product warranty information

- 3 Year Limited Warranty (commercial)



FOR SEF-1800 MODELS



FOR SEF-18XY MODELS

(2) bushings, (1) reducing nipple, (1) adapter, and (3) hoses are not shown

1. All dimensions are in inches (millimeters) unless otherwise specified and are subject to change without notice.

Architect/Engineer Approval Space:

P: 800-537-2107
F: 800-977-2747
W: WWW.SPEAKMAN.COM
R: 03-MAY 2025